


1550nm NLW LASER

EP1550-NLW-B-100

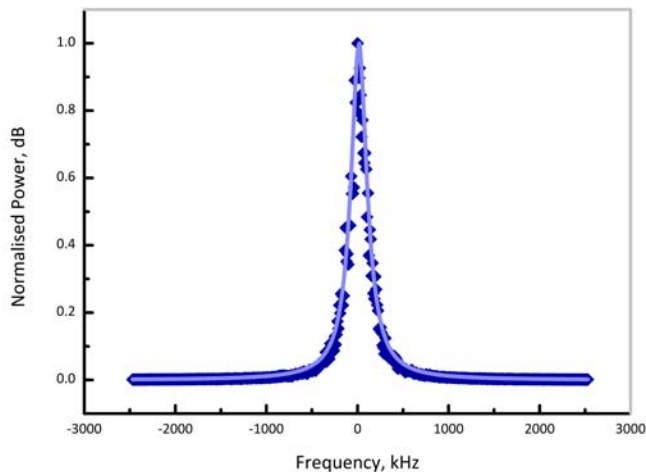


eblanaphotonics

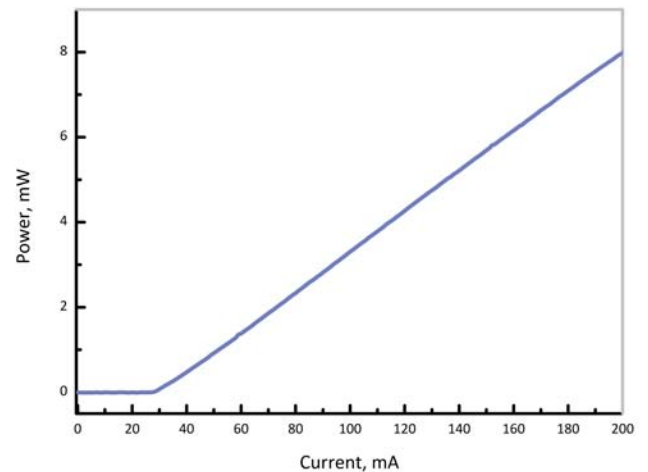


MONOLITHIC COHERENCE

Eblana Photonics EP1550-NLW-B laser diode, available in the 1540 - 1560nm range, features an ultra-narrow linewidth making it ideal for coherent comms and metrology applications. Eblana's Discrete-Mode (DM) technology enables excellent SMSR and tunability at a highly competitive price.



Self-heterodyne linewidth measurement at 200mA



Output power as a function of bias current

ELECTRO-OPTICAL CHARACTERISTICS* (T_{SUB} = 25° C)

PARAMETER	SYMBOL	MIN	TYP	MAX	UNIT
Optical linewidth	Δf	-	100	130	kHz
Available Wavelength Range	λ	1540	1550	1560	nm
Wavelength Tolerance	λ_{spec}	$\lambda - 1$	λ	$\lambda + 1$	nm
Side Mode Supression Ratio	SMSR	30	40	-	dB
Threshold Current	I _{th}	-	40	50	mA
Output Power in fiber	P _f	4	6	-	mW
Temperature Tuning Coefficient	T _λ	-	0.09	-	nm/°C
Current Tuning Coefficient	I _λ	-	3	-	pm/mA
Slope Efficiency	SE	0.03	0.04	-	mW/mA
Thermistor Resistance	R _T	9.5	10	10.5	kΩ
Thermistor Temp. Coefficient	C	-	-4.4	-	%/°C

*CW bias unless otherwise stated

©Eblana Photonics Series 1550-NLW-B Rev 2.02



1195 Pennsylvania Ave. Bethlehem, PA 18018 USA
Sales: contact@cybel-llc.com

Phone: (610) 691 7012
Website: www.cybel-llc.com

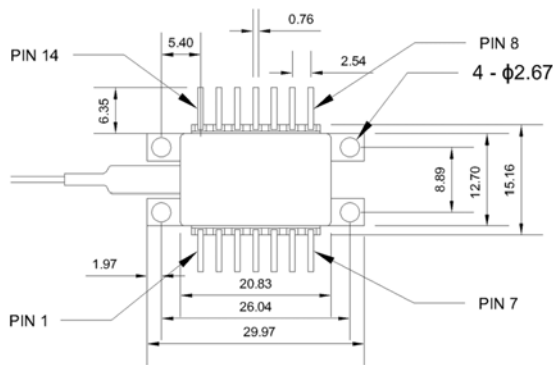
ABSOLUTE MAXIMUM RATINGS

PARAMETER	SYMBOL	MIN	MAX	UNIT
Forward Current	I_f	-	250	mA
Forward Voltage	V_f	-	2	V
TEC Current	I_{TEC}	-	1.2	A
Reverse Voltage LD	V_r	-	2	V
Case Temperature*	T_{Case}	-20	65	°C
Chip Submount Temperature	T_{Sub}	0	50	°C
Storage Temperature	$T_{storage}$	-40	85	°C

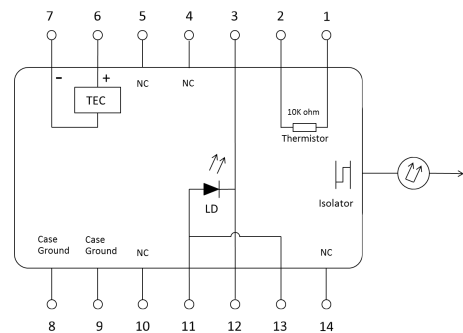
*For $T_{sub} < 25^{\circ}C$, Max Case Temperature should be derated to $T_{Case,Max} = T_{sub} + 40^{\circ}C$

PACKAGING

The EP1550-NLW-B product series is offered in a 14-pin Butterfly package - Inquire for other packaging options. The standard package pinout is shown below, variations may be requested.



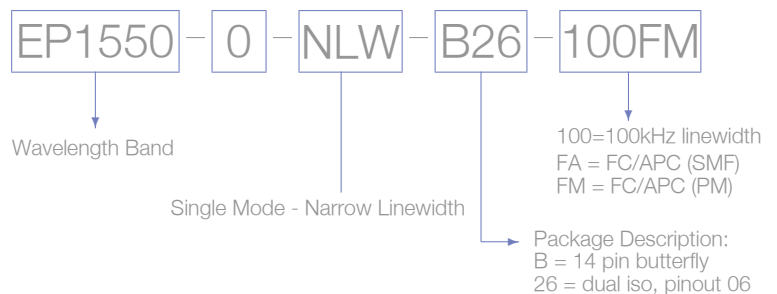
14-pin butterfly schematic



Standard "Pinout 06" option

HOW TO ORDER:

Construct your part number using the following example and email your order to contact@cybel-llc.com.



Laser Safety

This is a Class 3R Laser Product as defined by International Standard IEC 60825-1, Edition 2. Invisible Laser radiation is emitted from the end of the fiber or connector. Avoid direct eye exposure to the beam. Laser safety labels are not attached to the module due to space limitations but instead are affixed to the outside of the shipping carton.

©Eblana Photonics 2015. Eblana Photonics Reserves the right to amend this document at any time, without prior warning. ©Eblana Photonics Series 1550-NLW-B Rev 2.02



1195 Pennsylvania Ave. Bethlehem, PA 18018 USA
Sales: contact@cybel-llc.com

Phone: (610) 691 7012
Website: www.cybel-llc.com