


2051nm DM LASER

EP2051-DM-B

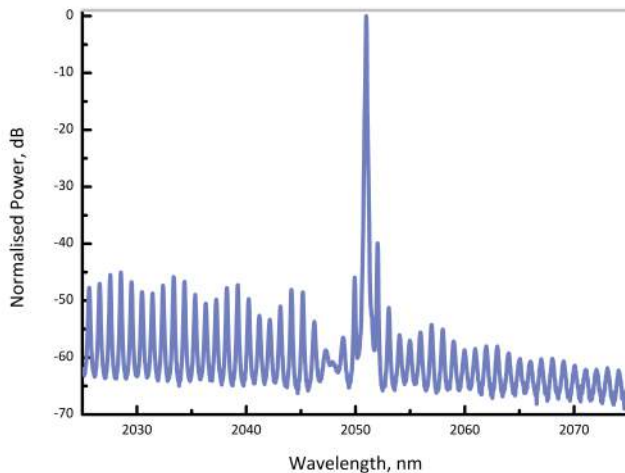


eblanaphotonics

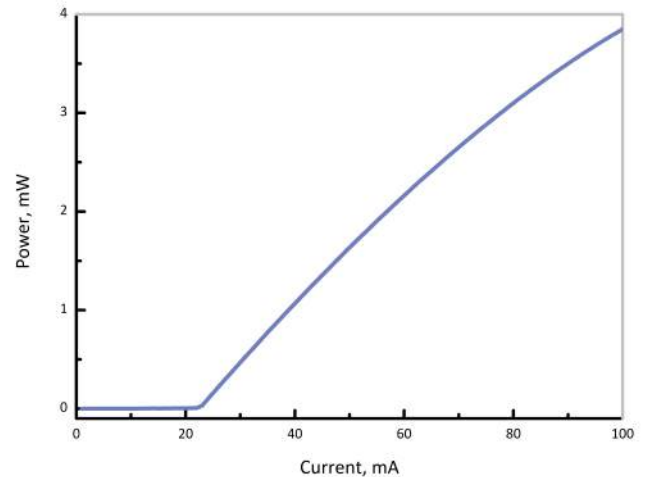


SUPERIOR CO₂ SENSING

Eblana Photonics EP2051-DM-B laser diode has been developed for precision sensing of Carbon Dioxide, using the strong absorption lines in the 2051nm region. Eblana's Discrete-Mode (DM) technology enables excellent SMSR performance and mode-hop free tuning at a highly competitive price.



Optical Spectrum at 25°C



Output power vs bias current characteristics

ELECTRO-OPTICAL CHARACTERISTICS* (T_{SUB} = 25° C)

PARAMETER	SYMBOL	MIN	TYP	MAX	UNIT
Available Wavelength Range	λ	1950	2051	2150	nm
Wavelength tolerance	λ_{spec}	$\lambda - 1$	λ	$\lambda + 1$	nm
Side Mode Supression Ratio	SMSR	30	40	-	dB
Threshold Current	I_{th}	-	20	40	mA
Output Power in fiber	P_f	1.5	2	-	mW
Temperature Tuning Coefficient	T_λ	-	0.1	-	nm/°C
Current Tuning Coefficient	I_λ	-	3	-	pm/mA
Slope Efficiency	SE	0.025	0.035	-	mW/mA
Thermistor Resistance	R_T	9.5	10	10.5	k Ω
Thermistor Temp. Coefficient	C	-	-4.4	-	%/°C

*CW bias unless otherwise stated

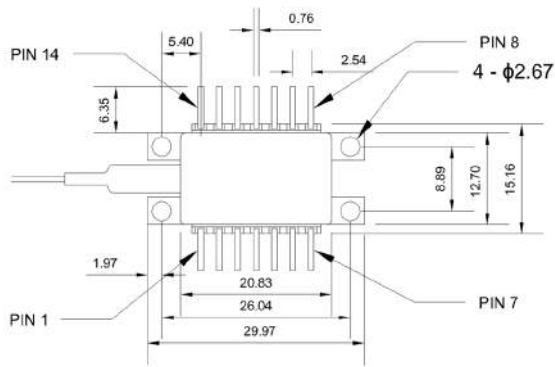
ABSOLUTE MAXIMUM RATINGS

PARAMETER	SYMBOL	MIN	MAX	UNIT
Forward Current	I_f	-	140	mA
Forward Voltage	V_f	-	1.6	V
TEC Current	I_{TEC}	-	1.2	A
Reverse Voltage LD	V_r	-	2	V
Case Temperature*	T_{Case}	-20	65	°C
Chip Submount Temperature	T_{Sub}	0	50	°C
Storage Temperature	$T_{storage}$	-40	85	°C

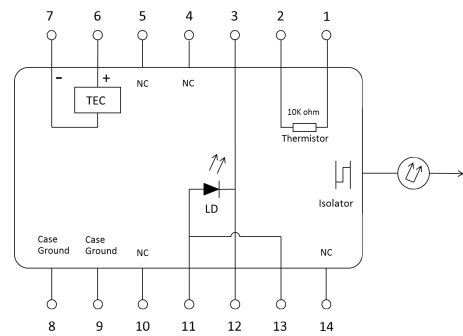
*For $T_{sub} < 25^{\circ}C$, Max Case Temperature should be derated to $T_{Case,Max} = T_{sub} + 40^{\circ}C$

PACKAGING

The EP2051-DM-B product series is offered in a 14-pin Butterfly package - Inquire for other packaging options. The standard package pinout is shown below, variations may be requested. mPD not included as standard.



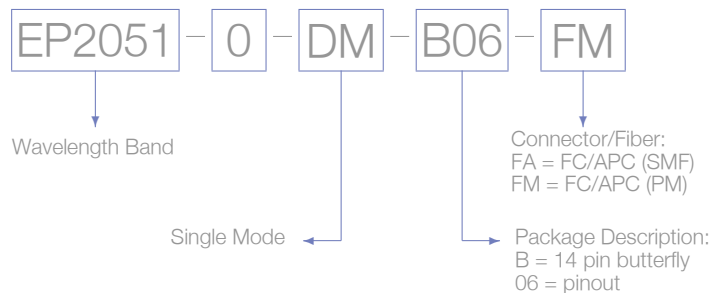
14-pin butterfly schematic



Standard "Pinout 06" option

HOW TO ORDER

Construct your part number using the following example and email your order to Sales:contact@cybel-llc.com or call 610-691-7012.



Laser Safety

This is a Class 3R Laser Product as defined by International Standard IEC 60825-1, Edition 3. Invisible Laser radiation is emitted from the end of the fiber or connector. Avoid direct eye exposure to the beam. Laser safety labels are not attached to the module due to space limitations but instead are affixed to the outside of the shipping carton.

©Eblana Photonics 2015. Eblana Photonics Reserves the right to amend this document at any time, without prior warning. ©Eblana Photonics Series 2051-DM-B Rev 2.1